

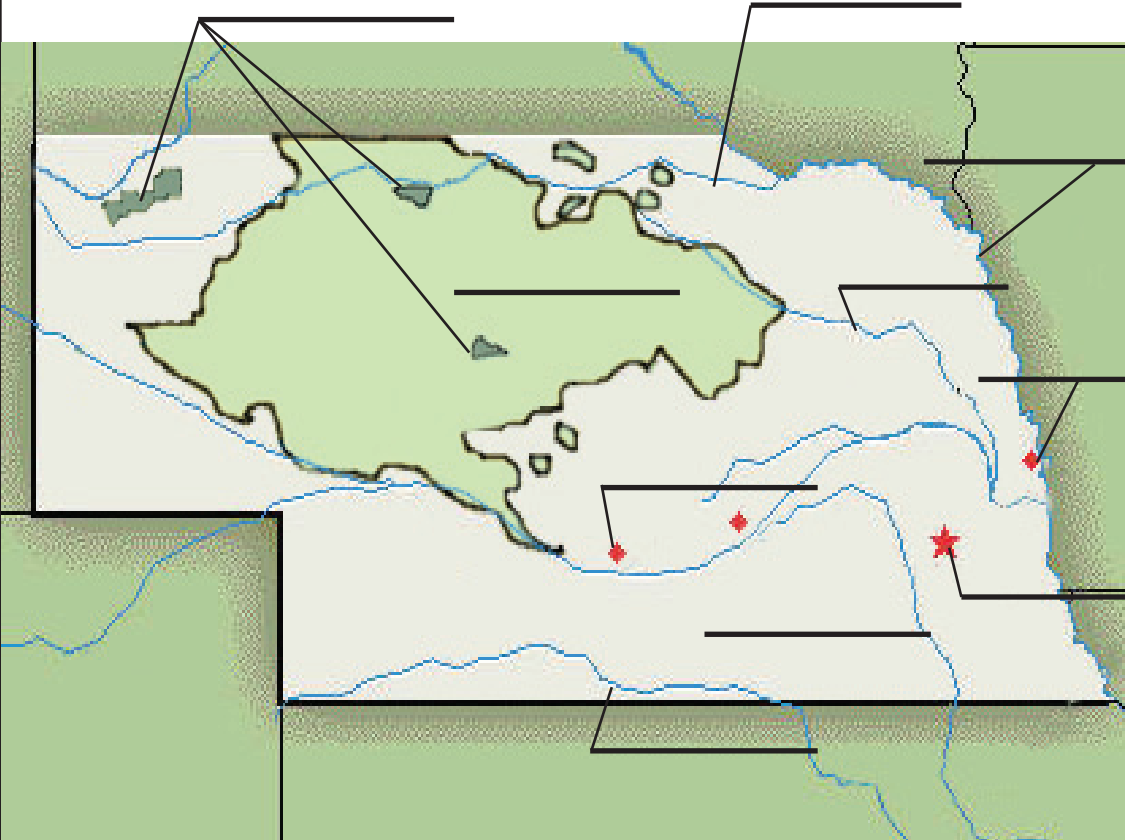
KNOW YOUR NRD



Papio-Missouri River
Natural Resources District
Omaha, NE
Finding solutions today for a secure tomorrow

KIDS Fact Sheets

2nd grade



Fill in the Blank:

- Elkhorn River
- Kearney
- Lincoln
- Missouri River
- Nebraska National Forest
- Niobrara River
- Omaha
- Platte River
- Republican River
- Sandhills

Where are you??
Circle where you live in the Papio-Missouri River NRD.

NRD Quick Facts

THE MISSION of the Papio-Missouri River NRD is to wisely Conserve, Manage and Enhance our Soil, Water, Wildlife and Forest Resources for the benefit of all citizens of the District.

The Papio-Missouri River NRD serves approximately 625,000 people and 1,790 square miles of land!!

Nebraska's Natural Resources Districts were created by the Legislature in 1972.

No other state has a system for managing natural resources identical to our NRDs!

Nebraska State Symbols:

State Tree: _____

State Flower: _____

State Grass: _____

State River: _____

State Bird: _____


State Mammal: _____

State Fish: _____

State Insect: _____

Can YOU think of a word or phrase that is related to Nebraska for each letter of the alphabet?

All About Weather!



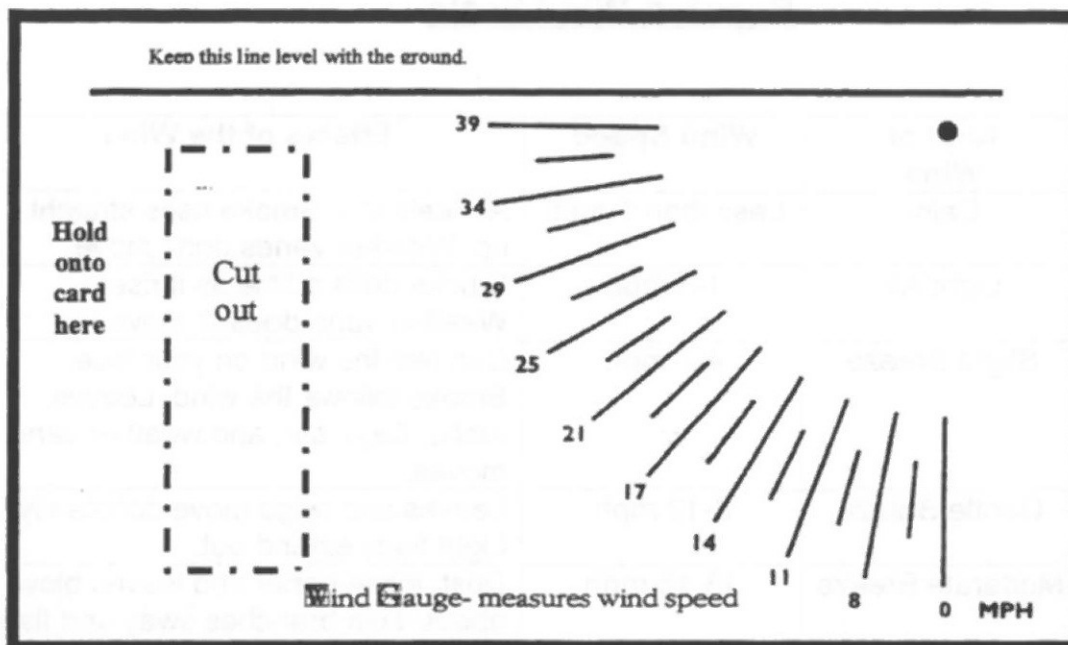
Across:

2. Another word for ice crystals.
4. A giant spark that starts in a cloud during a thunderstorm.
5. The measure of how hot or cold it is.
7. A funnel-shaped storm caused when warm winds meet and swirl.
10. This is what happens when water turns into water vapor.
11. Another word for water drops formed on objects by water vapor.
12. Frozen water vapor.

Down:

1. Another word for the falling of water from clouds in different forms.
2. Another word for frozen rain.
3. This is a tool used to measure hot and cold.
6. A tool used to show the direction of the moving air.
8. How much water vapor is in the air.
9. Another word for moving air.

Make your own wind scale!



How does it work?

1. Cut out the wind gauge and glue it to an index card.
2. Cut out the rectangle so you have a handle.
3. Poke a hole at the black dot and tie one end of a string through it and the other end to a ping pong ball.
4. Face the wind and hold the card so it is level with the ground.
5. The number closest to the string is how fast the wind is blowing!

Have an adult help you!